

JOHN CULLEN®  
INSPIRE WITH LIGHT

INSPIRATION BROCHURE



# WELCOME TO A WORLD OF LIGHT

Lighting is a powerful and versatile tool. A good lighting scheme will enhance your project and create real atmosphere. Once you know what it can do, the possibilities are endless. Use it to add drama, create a relaxing ambience, brighten up a workspace, or spotlight a precious object. The right lighting can literally transform a space.

More than any other design tool, lighting is intangible and difficult to get right. This is why I developed our London showroom and opened our Dubai Inspiration Centre, to effectively demonstrate and educate all on the power of light.

We offer a complete end-to-end lighting solution to ensure trouble-free lighting. From a bespoke lighting design service and a full range of luxury products, through to in-house technical support and a residential lighting controls service, we have you covered from start to finish.

John Cullen was founded in 1981, and we now work on projects all over the world from contemporary homes to period properties, chalets, villas, hospitality projects and even yachts. We are proud to support British manufacturing and design all of our light fittings in-house.

Whether you require a single fitting or an entire lighting scheme, our specialist design and sales teams will help you find the best solution.



Sally Storey | Creative Director



## DEMONSTRATIONS & MASTERCLASSES

Drop into our state-of-the-art lighting showroom where we can inspire you with demonstrations and lighting masterclasses. Be amazed by the latest energy efficient lighting solutions and discover how much your home can benefit from a creative lighting scheme.

Stunning lighting effects are demonstrated in specially designed room sets for the kitchen, bedroom, bathroom, living room and garden, offering you ideas for whichever room you are looking to light.

Our masterclasses, presented by Creative Director Sally Storey and her team of lighting designers, are ideal for anyone needing inspiration or advice. We also offer a range of BIID and RIBA accredited CPDs for interior designers and architects, as well as specialist talks on garden and marine lighting.

Visit the website for further information and to book. Alternatively, drop into the showroom where our experts are on hand to offer you the lighting advice you require.




# DESIGN SERVICE

At John Cullen we offer a bespoke lighting design service to ensure that you have the right lighting for every task. Our designers will help you achieve a creative lighting solution showing everything in its best light, from furniture to fabrics, artwork to architraves.

Lighting should never be an afterthought. It needs to be carefully considered right from the start, with plans completed before the first electrical fix.

Our designers can either meet you on site or you can visit our London and Dubai design studios for a detailed discussion. We work on an hourly basis and can prepare a fee proposal for visits around the UK, Europe, Middle East and Far East.

To help you visualise the final lighting effects, we offer a 2D or 3D visualisation service which illustrates what your new lighting scheme is going to look like. It consists of three separate packages which will allow you to tailor our offering to your project's individual requirements.



# CASE STUDY: LIVING ROOM

Every detail in this stunning contemporary living room is being accentuated with the help of different layers of light.

Uplights decorate the walls by sending shafts of light towards the ceiling. Warm white LED strips create a soft glow resonating from the joinery, behind the television screen and down from the ceiling. LED downlights focus beams of light on specific features in the room accentuating their details.



Lucca uplights are used to skim narrow beams of light up the walls. These can be dimmed to create a subtle night time effect.



Contour<sup>HD24</sup> backlights the joinery, creating another feature in the room. Adding strip to the coffers and blinds adds another layer of lighting.



Specific details, such as the flowers and the coffee table, are pinpointed using the low glare Polespring LED downlight.





## CASE STUDY: KITCHEN

Clever lighting effects add drama to this contemporary family kitchen, a space filled with natural light during the day. Discreet lighting is incorporated throughout the multi-purpose room to enhance individual features.

See below how the space is lit with just downlights. It is only with the addition of the layered feature lighting in the image opposite that the space truly comes alive. The exterior swimming pool courtyard is also lit extending the feeling of space by drawing the eye outside.



Square Double Trimless downlights provide task lighting to the island and add drama to the centre of the dining tables.



Etta and Etta Eyelid under cupboard lights illuminate the shelving above the sink and back-light the onyx sculpture.



Contour<sup>HD24</sup> is used to create a floating effect under the kitchen island, a soft glow behind the banquette and a strong linear effect in the skylight.







## CASE STUDY: LANDSCAPE

Lighting has the ability to seamlessly combine your inside with the outside, allowing you to enjoy your garden throughout the year.

This contemporary landscape has been transformed into an oasis with the use of lighting. Each tree has become a feature with the help of cleverly placed spotlights, which can be re-spiked as the planting grows. Light over the planting illuminates both colour and texture bringing the garden to life.





Lucca Externals uplight the windows to accentuate the texture of the brick work adding depth from both inside and out.



High powered Kensington Spotlights illuminate the tree trunks and foliage, creating a spectacular vista down the garden.



On the left, a heron sculpture is cross lit using two Kew Spotlights, drawing your eye to the end of the garden.





## CASE STUDY: SPA

The lighting for Weavers' House Spa at the Swan Hotel in Suffolk was designed for the clients' total relaxation, well-being and comfort. The lighting design and discreet products used throughout the spa create a truly intimate calm experience for the user.

For the spa lobby, we have enhanced the products to show them off in their best light.



Contour<sup>HD24</sup> is cleverly concealed behind the joinery to enhance the retail products and create a soft glow behind and to front light the niches to the side.



The low glare Etta Eyelid is used to highlight the top of each of the niches to provide a uniformity to the shelving.



The discreet Polespring LED downlight washes light down the front of the retail units as well as providing a soft focus to the central table.







# INSPIRATION



# HOSPITALITY

It's not just the home that benefits from a clever lighting design. Public spaces need excellent lighting in order to showcase the services on offer and draw customers inside.

Bars, hotels and spas need soft lighting to create an intimate environment whilst still being functional in key areas, such as a table in a restaurant or products on a shelf. Showrooms need to be able to present their products in the most flattering light possible, whilst still creating a bright and welcoming environment.







# MARINE

We have a range of miniature fittings requiring minimal recess space to ensure you retain as much ceiling height within the superyacht as possible.

Natural light is minimal on lower decks so light your joinery in order to create a window in the space. A layered lighting scheme will maximise the space and add impact.

Minimalisation is key as space is tight and the ceilings are low. Keep the fittings small and discreet for optimum effect.





# CHALETS

With the darker wooden surfaces of a chalet, the key is to ensure there is enough light when required, whilst still leaving the space feeling atmospheric. Consider emphasising the texture of the timber with light to add a whole different dimension to the space.

A layering of downlights, uplights and lamps create a cosy environment. Conceal spotlights between beams to wash light down beams or onto surfaces below. Place uplights either side of a fireplace, turning it into a feature even when it is not lit. Add lighting to any shelving to create an intimate glow at night.





## HALLS & STAIRS

Halls and staircases can be narrow and dull, yet they create the first impression and set the tone for the rest of the house. Create impact with an oversized decorative pendant that can be dimmed to create mood. Add layered lighting effects to give the drama to the space.

Staircases are very much the central spine of a home. With great lighting design, they can become interesting architectural features. Consider adding individual stair lights to make them feel special by placing a low level floor washer on every other step. This works especially well on stairs leading to basements when it is not possible to recess fittings into the sloped ceiling above.





## LIVING ROOMS

As a key entertaining space, a living room requires considered lighting in order to create the right atmosphere. Before making any decisions on the lighting, work out exactly where the furniture will be positioned and what focal points you want to highlight.

A layered lighting effect works best. Consider integrating lighting into any joinery to highlight books or objects. Paintings, furniture, sculptures or other works of art can each be accentuated using perfectly positioned downlights and spotlights. Highlight a coffee table with a narrow beam of light to create a soft focus in the centre of the room.







# KITCHENS

The kitchen is the heart of the home, often working as a multi-functional dining, living and working area. The best way to maximise these different functions throughout the day is with a clever lighting scheme and flexible lighting control. This ensures a well connected space that the whole family can enjoy.

Ensure the kitchen lighting is dimmable as this allows the space to go from bright and practical to moody and atmospheric at the touch of a button.





## BEDROOMS

Good lighting can transform a bedroom from practical in the morning, to an atmospheric sanctuary ideal for relaxing in the evening.

Using reflected lighting is essential when creating a calming environment. By using reflected lighting from downlights onto wardrobes and curtains, the room feels instantly softer. Consider adding table lamps or reading lights for soft local lighting by the bedside and on a dressing table.






# BATHROOMS

A bathroom should be a practical space, but also allow for relaxation at night. Enhance a chosen material with creative lighting and make even simple white tiles appear glamorous. Lighting can ensure that a large bathroom feels intimate and atmospheric instead of cold and clinical.

Layer lighting with a combination of functional shadow-free lighting around the mirror, directional downlights to highlight textures and uplights for drama and mood.





## ENTERTAINMENT ROOMS

Be adventurous with the lighting in the entertainment rooms to increase your enjoyment. Create a fun lighting effect at the bottom of a pool, incorporate a colour-changing Contour<sup>RGB</sup> strip in the games room or wash light over the walls with our range of wall lights and uplights.

Use the lighting as creatively as possible to enrich the space, the function and the mood.







# LANDSCAPE

Lighting outside extends the feeling of space inside the home. A little light goes a long way at night so it is important to decide which features to light and at what intensity to light them.

Use lighting selectively, making use of both the darkness and light to enhance the best elements of the garden. The key to successful garden lighting is flexibility. Use spiked fittings to ensure they can be repositioned for the best effect as the garden grows and the seasons change.







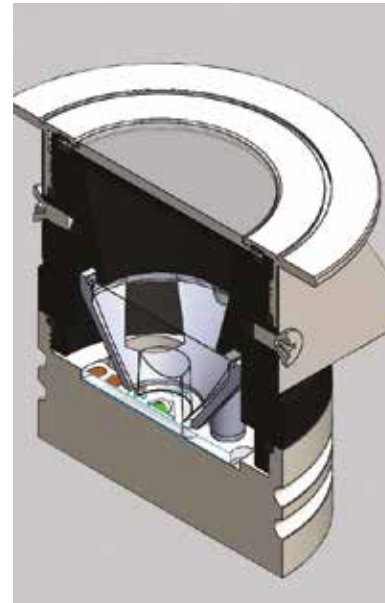

# PRODUCTS



# OVERVIEW OF PRODUCTS

To help achieve the best possible potential from your project, we have developed a full range of products to create the most successful lighting schemes.

- **DESIGNED IN-HOUSE** - Products are designed and developed in-house by our Product Designers.
- **SUPPORTING BRITISH MANUFACTURING** - We support British manufacturing with all John Cullen designed products being manufactured and assembled in the UK.
- **QUALITY CONTROL** – Close relationships with our British manufacturing partners allows us to keep a close eye on quality control.
- **PRECISION** - All our products are precision engineered in-line with our exacting brand standards.
- **LIGHT QUALITY** - We select best in class LED chips to meet our clients' requirement for superior colour quality
- **LED BINNING AND BATCHING** - We use the tightest binning available and allocate bins to individual products to ensure colour consistency throughout your project.
- **TESTING** - All products are designed and tested to BS EN60598-1:2015.
- **BIM READY** (Building Information Modelling) - BIM/Revit file formats available for all products.
- **HAND FINISHED** - Every single light is hand finished and quality checked to make sure it is perfect.



## MADE IN BRITAIN

# RECESSED

All of our LED downlights have been designed to give you the best quality of light using the latest energy efficient LEDs. They offer a warm white light of 2700K and a high CRI to ensure that the true colours of the interiors are shown. With deep baffles to reduce glare, a range of beam widths for flexibility and a number of finishes, our downlights deliver the perfect solution.

For full specification details, visit our website.



## POLESPRING

Directional downlight with minimal bezel.

Finishes: White, Black, Bronze, Chrome, Aluminium and RAL Match



## POLESPRING 360

Directional downlight with additional 360 rotation.

Finishes: White and Black



## MIRA

Shallow baffle version of the Polespring for increased light output.

Finish: White



## FLUSH

Directional downlight flush when tilted.

Finishes: White and RAL Match



## FAZER

Mini directional downlight with reduced ceiling depth requirements.

Finishes: White, Bronze and Aluminium



## SQUARE TRIM AND TRIMLESS

Architectural directional downlight.

Finishes: White and Black



## SQUARE DOUBLE TRIM AND TRIMLESS

Twin version of the architectural directional downlight.

Finishes: White and Black



## WATERSPRING

Waterproof downlight with deep baffle for ultra low glare. IP rated 54.

Finishes: White, Black, Chrome, Stainless Steel 316S and RAL Match



## AQUABEAM

Directional waterproof downlight with deep baffle for ultra low glare and minimal bezel. IP rated 54.

Finishes: White, Black, Chrome and RAL Match



## MINI STARLIGHT

Semi recessed halogen star light.

Finishes: White, Black, Bright Brass, Bright Chrome and Satin Chrome

## SURFACE MOUNTED

Our range of surface mounted spotlights are ideal when you are unable to recess fittings due to concrete or sloped ceilings and beamed areas. You can expect the same quality of light as our recessed fittings, with warm white 2700K colour and a high CRI.

For full specification details, visit our website.



### NEW SPOTLIGHT RANGE

Release date: Late 2017

Beam Width: Narrow, Medium and Wide

Functionalities: Plug and Play, Track and Bases

Finishes: White, Bronze, Black and Aluminium

Contact us for more information.



### MINOS

Surface mounted directional spotlight with deep baffle for low glare.

Finishes: White, Black, Bronze, Aluminium, Gun Metal and RAL Match



### EDEN

Surface mounted directional floodlight for wall wash effect.

Finishes: White, Bronze and Aluminium

## SHELF LIGHTS

Our range of solutions for use in joinery and bespoke cabinetry are manufactured to perfectly suit any interior. All offer a warm white light of 2700K using the latest energy efficient LEDs.

For full specification details, visit our website.



### ETTA

Recessed task and display under cupboard light.

Finishes: White, Bronze and Aluminium



### ETTA EYELID

Low glare recessed task and display under cupboard light.

Finishes: White, Bronze and Aluminium



### LUCCINI

Miniature up or downlight for use in niches and joinery.

Finishes: White, Bronze and Stainless Steel



### FOOTLIGHT

Miniature surface mounted display light.

Finishes: Bronze and Aluminium



# LINEAR SOLUTIONS

Our linear strips have been designed in a range of different colour temperatures as it is important to select the best solution to suit what you are lighting. Using the latest LED technology, they have an extremely slim profile so they can easily be concealed. Each can be specified with a range of accessories and profiles to suit varying installations.

For full specification details, visit our website.



**CONTOUR HD24**  
Extra warm white strip.  
Colour Temperature: 2400K



**CONTOUR HD27**  
Warm white strip.  
Colour Temperature: 2700K



**CONTOUR SE28**  
A side emitting version useful for curved installations.  
Colour Temperature: 2800K



**CONTOUR RGB**  
Colour changing strip.  
Colour: RGB



**PROFILES**  
Wide range of extrusions for bespoke integration to maximise the desired effect.



**CONTOUR HDX**  
For use in wet areas such as bathrooms or gardens IP65.  
Variations: HDX24, HDX27 and RGBX.



## LIGHTING ARTWORK

With our solutions for lighting artwork, you can assure that your pieces will be shown in their truest light. Each fitting has the highest colour rendition and a warm white light to accentuate every detail of your artwork.

For full specification details, visit our website.



### CONTEMPORARY

Contemporary LED picture light  
Available in a wide range of finishes  
and sizes. Fittings are made to order.



### SLIM CONTEMPORARY

Slim contemporary LED picture light  
Available in a wide range of finishes  
and sizes. Fittings are made to order.



### TRADITIONAL

Slim traditional LED picture light  
Available in a wide range of finishes  
and sizes. Fittings are made to order.



### POLESPRING

Directional downlight with minimal  
bezel for discreet installation.  
Finish: White, Black, Bronze,  
Chrome, Aluminium and RAL Match  
Accessories available to alter beam.

## TASK LIGHTS

These useful fittings will ensure that you can add extra task light where it is needed without the need for additional wiring. The Pocket of Light uses a warm white LED to match the rest of the John Cullen range.

For full specification details, visit our website.



### SQUARE HIGHLIGHT

Small portable directional uplight.  
Finishes: White, Bronze and Gun  
Metal



### POCKET OF LIGHT

Free standing, flexible low heat  
reading light.  
Finishes: Bronze, Nickel and Satin  
Nickel



### CAMA

Flexible low heat bedside reading light  
Finishes: Bronze, Bright Chrome and  
Satin Nickel

# STEP AND UPLIGHTS

This collection of fittings is ideal for illuminating steps, walls, columns, arches, bookcases, fireplaces and window reveals. All offer a warm 2700K light source to match our range and come in various shapes, sizes and finishes to suit your interior.

For full specification details, visit our website.




**LUCCINI**  
Miniature up or downlight for use in niches and joinery to create a jewel like effect.  
Finishes: White, Bronze and Stainless Steel



**LUCCA**  
Versatile low glare up, down and step light.  
Finishes: Bronze, Nickel, Stainless Steel and Primed



**RIENA**  
Versatile angled low glare up, down and step light.  
Finishes: Bronze, Nickel, Stainless Steel and Primed



**TORINO**  
Step and uplight for where more light output is required. IP67.  
Finish: Stainless Steel



**CAZALLA<sup>2</sup>**  
Miniature floor and step light.  
Finishes: White (Primed), Bronze, Bright Chrome, Stainless Steel and Primed



**SIROLO**  
Glass fronted floor and step light.  
Finishes: White (Primed), Bronze, Bright Chrome, Stainless Steel and Primed



**MANHATTAN**  
Architectural floor and step light with an angled light.  
Finishes: Bronze, Polished Stainless Steel, Brushed Stainless Steel and Primed



# BATHROOM LIGHTS

These fittings will ensure that there is excellent shadow-free light either side of the bathroom mirror. A selection of different designs enable you to create the perfect look for the bathroom.

For full specification details, visit our website.



## BATHROOM LIGHT

Elegant surface mounted bathroom mirror light.  
Finish: Bright Chrome



## WILTON

Elegant Art Deco style surface mounted bathroom mirror light.  
Finishes: Bright Chrome



## GRISSINI

Handmade bathroom mirror pendant.  
Finish: Stainless steel.  
Made to Order



## PENNE

Handmade ribbed bathroom mirror pendant. Finish: Stainless Steel  
Made to order



## BARI

Compact bathroom mirror light.  
Finish: Bright Chrome



## KYOTO

High output bathroom mirror light.  
Finish: Bright Chrome



# WALL LIGHTS


Wall lights are an excellent way of creating an additional layer of light to a space. We offer a variety of solutions to suit your requirements.

For full specification details, visit our website.



## PLASTER SQUARE

Contemporary paintable pillar style up/downlight.



## PLASTER RECTANGLE

Contemporary paintable up/downlight.



## PLASTER RECTANGLE SLIM

Contemporary paintable slim light.



## PLASTER CUBE

Contemporary paintable up/downlight.




## PLASTER FLAT

Super slim contemporary paintable up/downlight.



## PLASTER FLAT GRANDE

High output slim contemporary paintable up/downlight.



## SHANGHAI

Contemporary up/downlight with silk shade.  
Finishes: Porcelain, Pebble, Flame, Birch, Eucalyptus and Etched Steel/Steel Light



## METAL SQUARE

Contemporary 12V up/downlight.  
Finishes: White, Bronze, Gunmetal and Stainless Steel



# EXTERIOR LIGHTS

Lighting outside the home creates a magical atmosphere at night. Our wide range of fittings allows you to select the best products to enhance any outdoor features.

For full specification details, visit our website.



**KEW**  
Miniature narrow beam directional spotlight with a ground spike in olive green. IP66.



**KENSINGTON**  
High-output narrow beam directional spotlight with a ground spike in olive green. IP66.



**HAMPTON**  
Miniature directional floodlight with a ground spike in olive green. IP66.



**RICHMOND**  
High-output directional floodlight with a ground spike in olive green. IP66.



**CARELLA**  
Decorative 360° candle effect spike light. IP65.  
Finishes: Aluminium and Bronze



**PORTOBELLO**  
A functional and decorative 360° path light. IP65.  
Finishes: Bronze, Black, Green and Stainless Steel



**SYON**  
Surface mounted directional miniature spotlight. IP55.  
Finishes: White, Bronze and Aluminium



**SPINAKEE**  
Exterior low voltage decorative feature light. IP54.  
Finishes: Weathered Bronze, Polished Aluminium, Anodised Aluminium and Polished Bronze



**STARLITER**  
Pendant with 360° twinkling effect. IP65.  
Finishes: 180mm Copper, 260mm Copper and 330mm Copper



**CONTOUR HDX**  
For use in wet areas such as gardens or bathrooms. IP65.  
Variations: HDX24 and HDX27



**LUCCA EXTERNAL**

Versatile low glare up, down and step light for wet areas. IP67.  
Finishes: Bronze and Stainless Steel  
Available as 8° or 30° with accessory



**RIENA EXTERNAL**

Versatile angled low glare up, down and step light for use in wet areas. IP67.  
Finishes: Bronze and Stainless Steel



**TORINO**

Step and uplight for where more light output is required. IP67. In Stainless Steel.



**GUIDA**

Low profile indicator light with a single or double North/East facet. IP67.  
Finishes: Navel Brass and Stainless Steel



**SIROLO**

Glass fronted floor and step light. IP66.  
Finishes: White (Primed), Black, Bronze and Stainless Steel



**CAZALLA²**

Miniature floor and step light. IP66.  
Finishes: White (Primed), Black, Bronze and Stainless Steel



# DIMMER SWITCHES & SOCKETS

Our dimmer switches and sockets all come in a range of finishes and sizes to suit the interior.

Please call us and we will be happy to help you select the correct options including the correct dimmer modules and plate sizes to work with your project.

For the full range, please visit our website.



## ROTARY DIMMER

The simplest way to change the mood.



## MOMENTARY DIMMER

For use where multiple dimming points are needed.



## SOCKETS AND DATA

A complete range of sockets and data points to match our range of switches.



## DOLLY/ROCKER SWITCH

Basic on/off switch for secondary areas.





# CONTROLS

To maximise the effects achievable with lighting, good controls are essential. We offer a range of options across different price points to suit your needs.

Call us to discuss your requirements.

## LIGHTING CONTROLS

Lighting controls are an important element of creating an efficient end-to-end lighting solution. It provides extra functionality to a lighting solution of which some key benefits are listed below.

## ENERGY SAVING

Controls can automatically detect when a user is in the room, therefore activating lights only when they are needed. The use of motion detection sensors, or time schedules, help achieve maximum energy saving.

## SCENE SETTING

Scene setting allows the end-user to generate personalised lighting scenes. Mood lighting can be created for different occasions, enabling the end-user to transform the space at the touch of a button.

## PROLONGED LIFETIME

Lighting controls can also have an impact on prolonging the lifetime of a light source. Dimming down a light source helps reduce the thermal stress, therefore increasing the lifetime of the fitting.



## SCENE SETTING CONTROL

Easy to use single room scene setting combining circuits to create specific moods which can be recalled at the touch of a button.



## TABLET AND USER INTERFACE

Wired and wireless systems incorporating tablet user interface for complete flexibility and control.



## NETWORKED CONTROLS

Networked lighting control solutions offer great flexibility and advanced functionality, especially in multiple room applications.



Copyright © John Cullen Lighting 2017. John Cullen Lighting reserve the right to change the design and specification of our products range without prior notice.  
Our published terms and conditions apply E&OE.



LONDON SHOWROOM AND  
DESIGN STUDIO

[design@johncullenlighting.com](mailto:design@johncullenlighting.com)

561-563 Kings Road  
London SW6 2EB  
United Kingdom

+44 (0) 20 7371 9000

Opening Hours  
9.30 to 5.30pm Monday to Friday  
10.00 to 4.00pm Saturday  
(Excluding Bank Holidays)

DUBAI SHOWROOM AND  
DESIGN STUDIO

[sales@johncullenlighting.ae](mailto:sales@johncullenlighting.ae)

2905, JBC2  
Cluster V, Jumeirah Lakes Towers  
PO Box 643550 Dubai  
United Arab Emirates

+971 (0) 4 554 0488

Opening Hours  
8.30 to 5.30pm Sunday to  
Thursday

CUSTOMER SERVICE AND  
INTERNATIONAL  
DISTRIBUTION CENTRE

[sales@johncullenlighting.com](mailto:sales@johncullenlighting.com)

Unit 24, Talina Centre  
Bagley's Lane  
London SW6 2BW  
United Kingdom

+44 (0) 20 7371 9000

Opening Hours  
8.30 to 5.30pm Monday to  
Friday

[www.johncullenlighting.com](http://www.johncullenlighting.com)